

Agenda

- Provides a roadmap for a logical sequence of activities
- Provides a pacing guide for the class period
- Considers smooth transitions between activities
- May be posted for student reference

Objective

- Aligns to course curriculum
- Specific
- Student friendly language
- Tells the student what they will know and be able to do
- Posted
- When and how will I bring attention to it?

Assessment

- How will I know if all students mastered the content?
- What formative assessment tool(s) do I want to use?
- Does my assessment effectively measure the stated objective?

Reflection

- Did the lesson go as planned?
- What would I change?
- Do I know what students learned?
- How will I follow up tomorrow?
- Were the objectives met?
- Did students meet my expectations?
- Will students have additional opportunities to master this concept in this unit, or do I need to find an opportunity to reteach it?

Behind the scenes

Central Elements of a Good Lesson

On Stage

Bellwork

- Students can complete it with little or no direction
- Can be accomplished within a 5—7 minute window
- Addresses an objective of the course

Engaging Learning Strategies

- How much time is provided for this objective?
- Which strategies will work in that time frame?
- Which will fit best with this topic?
- Am I providing a variety of strategies from lesson to lesson?
- Can I get the class to a quad D moment?
- Am I maximizing my instructional time?

Assignment and follow up

- Assignment is valuable to student understanding of topic
- Students will have adequate background information and time to complete the assignment
- Teacher has a plan for how the assignment will be addressed and when it is due

Closure activity

- Provides students opportunity to quickly summarize the day's objective
- Provides teacher with some feedback on the students' level of understanding of the day's objective
- Short and quick

Engaging learning strategies

Student Centered Strategies

Cooperative Learning

- Think-Pair-Share
- Roundtable
- Jigsaw
- Jigsaw II
- Group Investigation
- RoundRobin
- Three-Step Interview
- Line Up
- Numbered Heads Together
- Student-Teams-Achievement Divisions
- Teams—Games Tournament
- Fishbowl

Note-Taking/Graphic Organizers

- Double Column Notes
- Venn Diagrams
- Web
- Hierarchy
- Continuum
- Foldable
- Concept Map
- Decision Matrix
- KWL Chart
- Frayer Model

- Project Design
- Research

- Simulation/Role-Playing
- Socratic Seminar
- Teacher Questioning
- Brainstorming
- Inquiry
- Instructional Technology
- Memorization
- Presentations/Exhibitions
- Problem/Project—Based Learning

Brain – Based strategies

- Storytelling
- Mnemonic devices
- Movement
- Visualization
- Metaphor, analogy, simile
- Music
- Game
- Manipulatives
- Vocabulary Bingo

Teacher Focused Strategies

- Demonstration
- Guided Practice
- Lecture

Forms of Assessment










Formative

- ⊙ Fist to 5
- ⊙ Group reporting
- ⊙ White boards
- ⊙ Red-yellow-green cards
- ⊙ Exit tickets
- ⊙ Clickers
- ⊙ “over-the-shoulder’ observation
- ⊙ SMART software
- ⊙ 2 minutes write
- ⊙ Ranking system
- ⊙ Homework assignments
- ⊙ Quizzes
- ⊙ Jeopardy Game’
- ⊙ Muddiest Point
- ⊙ Guide Peer Questioning
- ⊙ One-sentence summary
- ⊙ Misconception/Preconception check






Summative

- ⊙ Unit Tests
- ⊙ Benchmark Tests
- ⊙ Semester Finals
- ⊙ End of Chapter (EOC’s) Assessments
- ⊙ Essays
- ⊙ Oral Presentations
- ⊙ Power Point or Poster presentations
- ⊙ Gallery Walks
- ⊙ Projects

Teacher Tips

-  Organize your lesson plans in electronic files on a fashdrive to keep track of them year to year, and to make them editable
-  During your reflection of the lesson, type an electronic note to yourself in the file so next year you know what to change
-  Plan to change about 10% of your plans each year—enough to stay fresh, but not make yourself crazy.
-  Utilizing ideas from other teachers is NOT cheating!
-  Sometimes direct instruction IS the best way.
-  Focus on the unit assessment to drive your instructional plans.
-  Be sure your test is written before you begin planning what you will teach.
-  Skeleton your unit, then create detailed lesson plans
-  Be sure to plan your classroom management strategies.

Pacing Suggestions

-  Plan to change activities about every 20 minutes
-  Allow 5-7 minutes for bellwork
-  Plan your transitions so students stay engaged
-  Use a timer to help the students adhere to a deadline for completing an activity
-  Allow 1-3 minutes for closure