

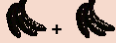



M.5.A.1.3.3 Compare fractions through the 16ths with like denominators.

COMPONENT	TIME	MATERIALS	DESCRIPTION
Review 4 You	3 min.	Student Packet	Find the total for each group. 1.  = 2.  = 3.  = 4.  =
Today's Task	2 min.	Student Packet	Tell which has the highest value: two quarters or three quarters.
Lesson	10 min.	Lesson File Laptop/Projector	Whole group instruction of concepts and sample problems.
Hands-On Center	20 min.	Student Packet Play Dough Cookie Cutters Dental Floss	Students create and compare fractions using playdough.
Open-Ended Center	20 min.	Student Packet Writing Organizer	Students complete open-ended response for word problem in student packet.
Practice Center	20 min.	Student Packet	Students complete tiered practice worksheet in student packet.
Wrap-Up	15 min.	Student Packet	Highlight the sets of fractions with like denominators, and then circle the largest fraction in each highlighted set.

MATH ORGANIZER

1	2	3	4	5	6	7	8	9
10	10	10	10	10	10	10	10	10

